

# **Income & Expenditure 2021-2022**


Certificate of Registration of Societies

Act XXI of 1860

S. No. 133 of 1966

I hereby certify that THE  
SOURASHTRA COLLEGE COUNCIL,  
MADURAI has this day been registered under  
the Societies Registration Act XXI of 1860 as  
amended by Madras Act XXIV of 1954.

Given under my hand at Madurai, this  
Twenty fourth day of SEPTEMBER one  
thousand nine hundred and Sixty Six.



(Sd.)

Registrar of Assurances,  
Madurai District.

**SOURASHTRA COLLEGE COUNCIL, MADURAI.**  
**INCOME AND EXPENDITURE ACCOUNT FOR THE YEAR ENDED 31.03.2022**



Year Ended 31.03.2021 Rs. P.	Expenditure	Year Ended 31.03.2022 Rs. P.
118000.00	To Audit Fees & Other Fees	118000.00
396046.00	To Building Maintenance	759219.00
0.00	To Court and Legal Fees	9000.00
2975223.74	To Depreciation	2598848.87
	To Excess of Expenditure over Income	
3141304.71	from Sourashtra College Account	3751278.04
313208.08	To Excess of Expenditure over Income from S.F.A/c.	1124454.45
0.00	To Excess of Expenditure over Income from WC A/c.	952.01
304234.00	To Fees Scholarship (SETN)	138801.00
53798.00	To General Body Meeting Expenses	63088.00
96326.86	To Miscellaneous Expenses	183477.80
2551959.00	To Motor Vehicle Maintenance Expenses (As per schedule A)	96619.00
3000000.00	To Provision for Future Building Fund	0.00
0.00	To Excess of Income over Expenditure A/c.	2034206.90

**12950100.39**

**10877945.07**

Place: Madurai  
Date : 29.08.2022

  
P.K. MOTHILAL  
PRESIDENT

  
D.R.KUMARESH  
SECRETARY

**SOURASHTRA COLLEGE COUNCIL, MADURAI.**  
**INCOME AND EXPENDITURE ACCOUNT FOR THE YEAR ENDED 31.03.2022**

Year Ended 31.03.2021 Rs. P.	Income	Year Ended 31.03.2022 Rs. P.
456576.00	By CB Building Rent A/c.	0.00
117782.00	By Interest on S.B. A/c.	102829.00
6264098.63	By Interest Receipts	6167234.00
5612.00	By Interest on EB Deposit	5767.00
51030.00	By Lab Fees	7532.00
193609.24	By Miscellaneous Receipts	62880.86
2081000.00	By Students General Charges	2361500.00
347447.00	By Donation	165136.00
886154.50	By Excess of Income Over Expenditure (WC A/c.)	0.00
2105157.91	By Excess of Income Over Expenditure (Autonomous Examination Fee A/c.)	2005066.21
441633.11	By Net Deficit transferred to Income & Expenditure A/c. of B/S	0.00

**12950100.39**



**R.R. BASKAR**  
TREASURER

**10877945.07**



As per my report of even date



**(B.R. CHANDRASEKARAN)**  
CHARTERED ACCOUNTANT

**SOURASHTRA COLLEGE COUNCIL, MADURAI - 625 004.**

**SCHEDULE IV - SCHEDULE TO FIXED ASSETS AS AT 31st march 2022**

BUILDING	COST AT 01.04.2021	ADDITIONS DURING THE YEAR	LESS: DURING THE YEAR	ACTUAL COST	RATE	DEPN. UPTO 31.03.2021	W.D.V. AS AT 01.04.2021	DEPN. FOR THE YEAR	DEPN. UPTO 31.03.2022	W.D.V. UPTO 31.03.2022
1	2	3	4	5	6	7	8	(6X8)9	(7+9)10	(8-9)11
HOSTEL BUILDING	552990.49	0.00	0.00	552990.49	5%	491851.76	61138.73	3056.94	494908.70	58081.79
PUC MAIN BLOCK BUILDING	846163.61	0.00	0.00	846163.61	5%	600297.21	245866.40	12293.32	612590.53	233573.08
LABORATORY BUILDING	395946.19	0.00	0.00	395946.19	5%	353093.09	42853.10	2142.66	355235.75	40710.44
LIBRARY BUILDING	269978.49	0.00	0.00	269978.49	5%	234346.53	35631.96	1781.60	236128.13	33850.36
NON-RESIDENTIAL STUDENTS C	197526.12	0.00	0.00	197526.12	5%	169010.61	28515.51	1425.78	170436.39	27089.73
CANTEEN BUILDING	32162.58	0.00	0.00	32162.58	5%	27636.59	4525.99	226.30	27862.89	4299.69
ELECTRICITY BUNK ROOM	1006.07	0.00	0.00	1006.07	5%	906.70	99.37	4.97	911.67	94.40
SANITARY FITTINGS	11896.77	0.00	0.00	11896.77	5%	11392.57	504.20	25.21	11417.78	478.99
DEGREE BLOCK	526760.10	0.00	0.00	526760.10	5%	371399.83	155360.27	7768.01	379167.84	147592.26
GAMES CUM STORE ROOM	41880.00	0.00	0.00	41880.00	5%	35602.57	6277.43	313.87	35916.44	5963.56
CYCLE SHED & SCOOTER SHED	61542.14	0.00	0.00	61542.14	10%	58663.61	2878.53	287.85	58951.46	2590.68
ARCH	58017.08	0.00	0.00	58017.08	5%	49168.52	8848.56	442.43	49610.95	8406.13
APPROACH ROAD	146521.42	0.00	0.00	146521.42	5%	126165.37	20356.05	1017.80	127183.17	19338.25
STORE ROOM	58359.09	0.00	0.00	58359.09	5%	49151.19	9207.90	460.40	49611.59	8747.50
NEW CANTEEN BUILDING	495557.44	0.00	0.00	495557.44	5%	209772.36	285785.08	14289.25	224061.61	271495.83
P.G.BUILDING	708181.22	0.00	0.00	708181.22	5%	575333.06	132848.16	6642.41	581975.47	126205.75
STUDENTS AMENITIES CEMENT BENCHES AND WATER TANK	20670.00	0.00	0.00	20670.00	5%	17056.49	3613.51	180.68	17237.17	3432.83
CHEMISTRY LAB EXPANSION	141013.17	0.00	0.00	141013.17	5%	116246.54	24766.63	1238.33	117484.87	23528.30
COMPUTER SCIENCE BUILDING & ADDITIONAL CONSTRUCTION	2967773.98	0.00	0.00	2967773.98	5%	2049076.68	918697.30	45934.87	2095011.55	872762.43
G.L.R.GROUND LEVEL RESERVOIR WATER TANK	468634.19	0.00	0.00	468634.19	5%	267971.05	200663.14	10033.16	278004.21	190629.98
TOILET NEAR MAIN BUILDING & STAFF 'TOILET & MBA TOILET & MCA TOILET	356875.51	0.00	0.00	356875.51	5%	238088.98	118786.53	5939.33	244028.31	112847.20
SILVER JUBILEE BUILDING GROUND AND FIRST FLOOR	2804073.38	0.00	0.00	2804073.38	5%	1743803.65	1060269.73	53013.49	1796817.14	1007256.24
GIRLS REST ROOM & WATCHMAN	1241409.45	0.00	0.00	1241409.45	5%	583992.71	657416.74	32870.84	616863.55	624545.90
GENERATOR ROOM BUILDING	266871.95	0.00	0.00	266871.95	5%	162097.56	104774.39	5238.72	167336.28	99535.67
M.SC.BIO-CHEMISTRY BUILDING	590299.35	0.00	0.00	590299.35	5%	384209.76	206089.59	10304.48	394514.24	195785.11
B.SC.TEXTILE BUILDING	22022.20	0.00	0.00	22022.20	5%	15252.05	6770.15	338.51	15590.56	6431.64
B.SC.TEXTILE STORE ROOM	101737.45	0.00	0.00	101737.45	5%	70419.21	31318.24	1565.91	71985.12	29752.33
B.SC.BIO-CHEMISTRY ADDITIONAL	534662.05	0.00	0.00	534662.05	5%	348190.81	186471.24	9323.56	357514.37	177147.68
	13920531.49	0.00	0.00	13920531.49		9360197.06	4560334.43	228160.68	9588357.74	4332173.75

BUILDING	COST AT 01.04.2021	ADDITIONS DURING THE YEAR	LESS: DURING THE YEAR	ACTUAL COST	RATE	DEPN. UPTO 31.03.2021	W.D.V. AS AT 01.04.2021	DEPN. FOR THE YEAR (6X8)9	DEPN. UPTO 31.03.2022 (7+9)10	W.D.V. UPTO 31.03.2022 (8-9)11
1	2	3	4	5	6	7	8	(6X8)9	(7+9)10	(8-9)11
UGC BUILDING ADDITION & ALTRATION A/C & TOILET MICRO BIOLOGY CLASS	1354249.60	0.00	0.00	1354249.60	5%	915502.65	438746.95	21937.35	937440.00	416809.60
ROOM & TOILET BUILDINGS	202961.75	0.00	0.00	202961.75	5%	124980.87	77980.88	3899.04	128879.91	74081.84
MICRO BIOLOGY LAB BUILDING	344790.55	0.00	0.00	344790.55	5%	232493.20	112297.35	5614.87	238108.07	106682.48
COMPOUND WALL	1726167.90	0.00	0.00	1726167.90	5%	1027127.83	699040.07	34952.00	1062079.83	664088.07
MSC BIO LAB BUILDING	108163.80	0.00	0.00	108163.80	5%	72639.33	35524.47	1776.22	74415.55	33748.25
B.SC.TEXTILE LAB BUILDING	73809.95	0.00	0.00	73809.95	5%	51123.96	22685.99	1134.30	52258.26	21551.69
WOMEN'S COLLEGE BUILDING ATTACHED STORE ROOM (CONVERTED TO CANTEEN), WOMEN'S REST ROOM & STORE SHED.	6878117.70	0.00	0.00	6878117.70	5%	4555616.90	2322500.80	116125.04	4671741.94	2206375.76
CAR SHED A/c.	45818.00	0.00	0.00	45818.00	10%	40804.64	5013.36	501.34	41305.98	4512.02
MCA BUILDING NORTH BLOCK &	4279670.05	0.00	0.00	4279670.05	5%	2473706.32	1805963.73	90298.19	2564004.51	1715665.54
WOMEN'S COLLEGE LAB BUILDIN	4397319.75	0.00	0.00	4397319.75	5%	2668493.78	1728825.97	86441.30	2754935.08	1642384.67
WOMEN'S COLLEGE "DIAS" (STAGE) BUILDING CONVERTED TO	890575.50	0.00	0.00	890575.50	5%	438275.55	452299.95	22615.00	460890.55	429684.95
POWER ROOM NEAR GENERATC	206089.00	0.00	0.00	206089.00	5%	116238.67	89850.33	4492.52	120731.19	85357.81
WOMEN'S COLLEGE TOILET BLOCK BUILDING			0.00	0.00			0.00	0.00		0.00
& TOILET IN LAB A/c.	608253.00	0.00	0.00	608253.00	5%	382194.67	226058.33	11302.92	393497.59	214755.41
WOMEN'S COLLEGE PRINCIPAL #	592470.85	0.00	0.00	592470.85	5%	358012.61	234458.24	11722.91	369735.52	222735.33
B.Sc. CATERING TECHNOLOGY B	2898008.50	0.00	0.00	2898008.50	5%	1680619.08	1217389.42	60869.47	1741488.55	1156519.95
BIO TECHNOLOGY LAB BUILDING	2996396.30	0.00	0.00	2996396.30	5%	1735727.18	1260669.12	63033.46	1798760.64	1197635.66
WOMEN'S COLLEGE PHYSICS LA	4588978.60	0.00	0.00	4588978.60	5%	2527002.36	2061976.24	103098.81	2630101.17	1958877.43
HOSTEL BUILDING NEW NEAR			0.00					0.00		
HOTEL MANAGEMENT BUILDING	5271882.80	0.00	0.00	5271882.80	5%	2670639.52	2601243.28	130062.16	2800701.68	2471181.12
WOMEN'S HOSTEL BUILDING A/c. & 1ST FLOOR, TOILET & ADDITIONAL TOILET	4697500.85	0.00	0.00	4697500.85	5%	2029338.35	2668162.50	133408.13	2162746.48	2534754.37
NEW AUDITORIUM BUILDING	11972621.00	0.00	0.00	11972621.00	5%	5637272.88	6335348.12	316767.41	5954040.29	6018580.71
WOMEN'S HOSTEL CONSTRUCTI	725000.00	0.00	0.00	725000.00	5%	371435.63	353564.37	17678.22	389113.85	335886.15
BUS CREW SHED	481564.00	0.00	0.00	481564.00	5%	192703.81	288860.19	14443.01	207146.82	274417.18
ALUMNI BUILDING	3152384.00	0.00	0.00	3152384.00	5%	1133383.01	2019000.99	100950.05	1234333.06	1918050.94
CANARA BANK BUILDING	2898944.00	0.00	0.00	2898944.00	5%	821228.53	2077715.47	103885.77	925114.30	1973829.70
UGC WOMEN'S HOSTEL BUILDIN	3694933.00	0.00	0.00	3694933.00	5%	907340.74	2787592.26	139379.61	1046720.35	2648212.65
	65086670.45	0.00	0.00	65086670.45	0.00	33163902.07	31922768.38	1596389.10	34760291.17	30326379.28

BUILDING	COST AT 01.04.2021	ADDITIONS DURING THE YEAR	LESS: DURING THE YEAR	ACTUAL COST	RATE	DEPN. UPTO 31.03.2021	W.D.V. AS AT 01.04.2021	DEPN. FOR THE YEAR (6X8)9	DEPN. UPTO 31.03.2022 (7+9)10	W.D.V. UPTO 31.03.2022 (8-9)11
1	2	3	4	5	6	7	8	(6X8)9	(7+9)10	(8-9)11
UGC DEVELOPMENT OF SPORTS INFRASTRUCTURE	85500.00	0.00	0.00	85500.00	5%	22649.64	62850.36	3142.52	25792.16	59707.84
NEW CANTEEN BUILDING 2	866105.00	0.00	0.00	866105.00	5%	178293.27	687811.73	34390.59	212683.86	653421.14
Meditation Building	590241.00	0.00	0.00	590241.00	5%	57548.50	532692.50	26634.63	84183.13	506057.87
	1541846.00	0.00	0.00	1541846.00	0.00	258491.41	1283354.59	64167.74	322659.15	1219186.85
	13920531.49	0.00	0.00	13920531.49		9360197.06	4560334.43	228160.68	9588357.74	4332173.75
	65086670.45	0.00	0.00	65086670.45	0.00	33163902.07	31922768.38	1596389.10	34760291.17	30326379.28
TOTAL	80549047.94	0.00	0.00	80549047.94	0.00	42782590.54	37766457.40	1888717.52	44671308.06	35877739.88
SCHEDULE NO:IV										
ELECTRICAL INSTALLATION:										
GENERAL	395758.14	0.00	0.00	395758.14	10%	297653.01	98105.13	9810.51	307463.52	88294.62
PUC MAIN BLOCK	26017.15	0.00	0.00	26017.15	10%	25405.77	611.38	61.14	25466.91	550.24
SILVER JUBILEE BUILDING	44746.00	0.00	0.00	44746.00	10%	32491.30	12254.70	1225.47	33716.77	11029.23
LIBRARY BUILDING	29744.77	0.00	0.00	29744.77	10%	29349.09	395.68	39.57	29388.66	356.11
UGC BUILDING	9848.00	0.00	0.00	9848.00	10%	9108.95	739.05	73.91	9182.86	665.14
LABORATORY BUILDING	16778.79	0.00	0.00	16778.79	10%	16682.79	96.00	9.60	16692.39	86.40
HOSTEL BUILDING	71614.83	0.00	0.00	71614.83	10%	69139.78	2475.05	247.51	69387.29	2227.54
DEGREE BUILDING	7714.40	0.00	0.00	7714.40	10%	7653.78	60.62	6.06	7659.84	54.56
INTERCOM	143051.00	0.00	0.00	143051.00	10%	121579.81	21471.19	2147.12	123726.93	19324.07
TOTAL	745273.08	0.00	0.00	745273.08		609064.28	136208.80	13620.89	622685.17	122587.91

BUILDING	COST AT	ADDITIONS	LESS:	ACTUAL		DEPN.	W.D.V.	DEPN.	DEPN.	W.D.V.
	01.04.2021	DURING	DURING	COST	RATE	UPTO	AS AT	FOR	UPTO	UPTO
		THE YEAR	THE YEAR			31.03.2021	01.04.2021	THE YEAR	31.03.2022	31.03.2022
1	2	3	4	5	6	7	8	(6X8)9	(7+9)10	(8-9)11
<b>SCHEDULE NO:IV</b>										
<b>OTHER ASSETS:</b>										
BORE WELL	318906.53	0.00	0.00	318906.53	15%	293555.39	25351.14	3802.67	297358.06	21548.47
PUMPSET/5HP MOTOR	144797.20	0.00	0.00	144797.20	15%	133982.80	10814.40	1622.16	135604.96	9192.24
WATERTANK PIPES & WATER SU	14254.47	0.00	0.00	14254.47	20%	14246.13	8.34	1.67	14247.80	6.67
BICYCLE	1256.34	0.00	0.00	1256.34	15%	1254.96	1.38	0.21	1255.17	1.17
LIBRARY BOOKS	141402.70	0.00	0.00	141402.70	15%	136269.89	5132.81	769.92	137039.81	4362.89
TELEVISION	31875.00	0.00	0.00	31875.00	15%	26864.87	5010.13	751.52	27616.39	4258.61
WALL CLOCK	495.00	0.00	0.00	495.00	15%	493.73	1.27	0.19	493.92	1.08
VIEDO DECK	11575.00	0.00	0.00	11575.00	15%	11541.68	33.32	5.00	11546.68	28.32
DUPLICATOR	18127.60	0.00	0.00	18127.60	20%	18112.38	15.22	3.04	18115.42	12.18
COMPUTER COLOUR GENE(9200	9200.00	0.00	0.00	9200.00	15%	9183.96	16.04	2.41	9186.37	13.63
REFRIGERATOR	6729.00	0.00	0.00	6729.00	20%	6722.36	6.64	1.33	6723.69	5.31
ELECTRIC TYPEWRITER	18232.35	0.00	0.00	18232.35	20%	18223.10	9.25	1.85	18224.95	7.40
COMPUTER WIPRO	83566.53	0.00	0.00	83566.53	15%	83352.94	213.59	32.04	83384.98	181.55
ELECTION BOXES STEEL	12500.00	0.00	0.00	12500.00	15%	12344.69	155.31	23.30	12367.99	132.01
ELECTRIC CARDIO GRAPH MACH	18053.00	0.00	0.00	18053.00	15%	17655.51	397.49	59.62	17715.13	337.87
CANTEEN UTENSIL	11655.00	0.00	0.00	11655.00	10%	10443.48	1211.52	121.15	10564.63	1090.37
<b>TOTAL</b>	<b>842625.72</b>	<b>0.00</b>	<b>0.00</b>	<b>842625.72</b>		<b>794247.87</b>	<b>48377.85</b>	<b>7198.08</b>	<b>801445.95</b>	<b>41179.77</b>



.. 5 ..										
BUILDING	COST AT	ADDITIONS	LESS:	ACTUAL		DEPN.	W.D.V.	DEPN.	DEPN.	W.D.V.
	01.04.2021	DURING	DURING	COST	RATE	UPTO	AS AT	FOR	UPTO	UPTO
		THE YEAR	THE YEAR			31.03.2021	01.04.2021	THE YEAR	31.03.2022	31.03.2022
1	2	3	4	5	6	7	8	(6X8)9	(7+9)10	(8-9)11
<b>SCHEDULE NO:IV</b>										
FURNITURE & EQUIPMENTS										
CLASSROOM & OTHER FURNITURE	1207132.32	0.00	0.00	1207132.32	15%	1136931.10	70201.22	10530.18	1147461.28	59671.04
HOSTEL FURNITURE	499339.47	0.00	0.00	499339.47	15%	446696.11	52643.36	7896.50	454592.61	44746.86
LIBRARY FURNITURE	34367.00	0.00	0.00	34367.00	15%	34326.07	40.93	6.14	34332.21	34.79
GAMESROOM FURNITURE	5503.55	0.00	0.00	5503.55	15%	5488.63	14.92	2.24	5490.87	12.68
OFFICE EQUIPMENT	250891.68	0.00	0.00	250891.68	15%	244709.37	6182.31	927.35	245636.72	5254.96
LABORATORY EQUIPMENT	280453.86	0.00	0.00	280453.86	15%	278641.68	1812.18	271.83	278913.51	1540.35
STOREROOM EQUIPMENT	492.10	0.00	0.00	492.10	15%	491.91	0.19	0.03	491.94	0.16
HOSTEL EQUIPMENT	5737.22	0.00	0.00	5737.22	15%	5731.56	5.66	0.85	5732.41	4.81
AUDIO VISUAL EQUIPMENT	16354.29	0.00	0.00	16354.29	15%	16326.12	28.17	4.23	16330.35	23.94
TOTAL	2300271.49	0.00	0.00	2300271.49		2169342.55	130928.94	19639.35	2188981.90	111289.59
<b>SCHEDULE NO:IV</b>										
VEHICLE										
BUS 1155	366277.00	0.00	0.00	366277.00	30%	366206.83	70.17	21.05	366227.88	49.12
HERO HONDA 1182	16357.92	0.00	0.00	16357.92	20%	16352.61	5.31	1.06	16353.67	4.25
BUS NO.5566	243513.40	0.00	0.00	243513.40	30%	243432.47	80.93	24.28	243456.75	56.65
BUS NO.9797	200344.00	0.00	0.00	200344.00	30%	200203.41	140.59	42.18	200245.59	98.41
BUS NO.7475	407437.00	0.00	0.00	407437.00	30%	407111.90	325.10	97.53	407209.43	227.57
BUS NO.TN63A 9990	425000.00	0.00	0.00	425000.00	30%	424515.54	484.46	145.34	424660.88	339.12
BUS NO.TN49D 2310	410350.00	0.00	0.00	410350.00	30%	409586.32	763.68	229.10	409815.42	534.58
BUS NO.TN47D 0199	326250.00	0.00	0.00	326250.00	30%	325491.05	758.95	227.69	325718.74	531.26
BUS NO.TN49D 9515	404257.00	0.00	0.00	404257.00	30%	403308.67	948.33	284.50	403593.17	663.83
BUS NO.TN23S 9977	570136.00	0.00	0.00	570136.00	30%	565440.61	4695.39	1408.62	566849.23	3286.77
BUS NO.TN49J 0277	526870.00	0.00	0.00	526870.00	30%	521765.21	5104.79	1531.44	523296.65	3573.35
BUS NO.TN65C 4710	430000.00	0.00	0.00	430000.00	30%	425833.77	4166.23	1249.87	427083.64	2916.36
BUS NO.TN48A 9192	393366.00	0.00	0.00	393366.00	30%	385587.87	7778.13	2333.44	387921.31	5444.69
BUS NO.TN67E 6696	852267.00	0.00	0.00	852267.00	30%	828192.57	24074.43	7222.33	835414.90	16852.10
CAR NO.GRAND I10 MAGNA 1.1 (N	622218.00	0.00	0.00	622218.00	15%	405148.98	217069.02	32560.35	437709.33	184508.67
BUS NO.TN58 BB 5842	1832177.93	0.00	0.00	1832177.93	30%	934410.75	897767.18	269330.15	1203740.90	628437.03
BUS NO.TN58 BB 5878	1832177.93	0.00	0.00	1832177.93	30%	934410.75	897767.18	269330.15	1203740.90	628437.03
BUS NO.TN41X7699	350000.00	0.00	0.00	350000.00	30%	178500.00	171500.00	51450.00	229950.00	120050.00
TOTAL	10208999.18	0.00	0.00	10208999.18	0.00	7975499.31	2233499.87	637489.08	8612988.39	1596010.79

BUILDING	COST AT 01.04.2021	ADDITIONS DURING THE YEAR	LESS: DURING THE YEAR	ACTUAL COST	RATE	DEPN. UPTO 31.03.2021	W.D.V. AS AT 01.04.2021	DEPN. FOR THE YEAR (6X8)9	DEPN. UPTO 31.03.2022 (7+9)10	W.D.V. UPTO 31.03.2022 (8-9)11
1	2	3	4	5	6	7	8	(6X8)9	(7+9)10	(8-9)11
SCHEDULE NO:4										
MACHINERY										
SOFTENIZER OF 500 LITRES ONE UNIT										
& FURLINE 4L A/c.	27225.00	0.00	0.00	27225.00	15%	26328.06	896.94	134.54	26462.60	762.40
GENERATOR	1369335.00	0.00	0.00	1369335.00	15%	1210138.67	159196.33	23879.45	1234018.12	135316.88
COUNTER FEIT MONEY DISERNER										
LENSE MODEL	1750.00	0.00	0.00	1750.00	15%	1682.18	67.82	10.17	1692.35	57.65
FAX MACHINE (FAX KXFT63 BX)	11100.00	0.00	0.00	11100.00	15%	10549.19	550.81	82.62	10631.81	468.19
T.D.S.METRE (WATER TESTING M)	3333.00	0.00	0.00	3333.00	15%	3138.43	194.57	29.19	3167.62	165.38
AQUATECH WATER TREATMENT PLANT										
MACHINERY A/c.	190902.00	0.00	0.00	190902.00	15%	163473.44	27428.56	4114.28	167587.72	23314.28
A/c.MACHINE	133205.00	0.00	0.00	133205.00	15%	106980.35	26224.65	3933.70	110914.05	22290.95
<b>TOTAL</b>	<b>1736850.00</b>	<b>0.00</b>	<b>0.00</b>	<b>1736850.00</b>		<b>1522290.32</b>	<b>214559.68</b>	<b>32183.95</b>	<b>1554474.27</b>	<b>182375.73</b>
<b>ABSTRACT</b>										
<b>NATURE OF ASSETS</b>										
<b>BUILDINGS</b>	80549047.94	0.00	0.00	80549047.94		42782590.54	37766457.40	1888717.52	44671308.06	35877739.88
<b>ELECTRICAL &amp; INSTALLATION</b>	745273.08	0.00	0.00	745273.08		609064.28	136208.80	13620.89	622685.17	122587.91
<b>FURNITURE &amp; EQUIPMENTS</b>	2300271.49	0.00	0.00	2300271.49		2169342.55	130928.94	19639.35	2188981.90	111289.59
<b>VEHICLES</b>	10208999.18	0.00	0.00	10208999.18		7975499.31	2233499.87	637489.08	8612988.39	1596010.79
<b>OTHER ASSETS</b>	842625.72	0.00	0.00	842625.72		794247.87	48377.85	7198.08	801445.95	41179.77
<b>MACHINERY</b>	1736850.00	0.00	0.00	1736850.00		1522290.32	214559.68	32183.95	1554474.27	182375.73
<b>GRANT TOTAL</b>	<b>96383067.41</b>	<b>0.00</b>	<b>0.00</b>	<b>96383067.41</b>		<b>55853034.87</b>	<b>40530032.54</b>	<b>2598848.87</b>	<b>58451883.74</b>	<b>37931183.67</b>

SOURASHTRA COLLEGE, MADURAI.  
INCOME AND EXPENDITURE ACCOUNT FOR THE YEAR ENDED 31.03.2022

Year ended 31.03.2021 Rs. P.	Expenditure	Year ended 31.03.2022 Rs. P.
	<b><u>To Teaching &amp; Administrative Staff - ECS</u></b>	
	Pay	95184400
	Grade Pay	0
	D.A	18431656
	H.R.A	4177000
	C.C.A	697120
	Medical Allowance	331200
	Special Allowance & Special Pay	0
	Conveyance Allowance	19558
114028365.00	Other Allowances	---- 118840934.00
19324.00	To Advertisement Expenses	0.00
4263.00	To Telephone Expenses	2171.00
714.00	To Postage and Telegrams	1262.00
151999.00	To Electricity Charges	213480.00
12995.00	To Printing and Stationary	11275.00
5793.00	To Office Expenses	5960.00
3053177.71	To Depreciation	3671480.04
3386348.00	To Other arrear salary payment (Schedule-2)	14166413.00
5000.00	To TNU State Council for Higher Education	5000.00
3107.00	To Stationary & Other Expenses	1396.00
2602.00	To Bank charges	271.00
4000.00	To Government Audit Fee	1000.00

120677687.71

Place:Madurai

Date: 29.08.2022

  
N.H. SARAVANAN  
PRINCIPAL(i/c.)

136920642.04

  
D.R. KUMARESH  
SECRETARY

SOURASHTRA COLLEGE, MADURAI.  
INCOME AND EXPENDITURE ACCOUNT FOR THE YEAR ENDED 31.03.2022

Year ended 31.03.2021 Rs. P.	Income	Year ended 31.03.2022 Rs. P.
44485.00	By Application and Registration Fee	74979.00
355.00	By Admission fee	404.00
114028365.00	By Salary Grant	118840934.00
76220.00	By Interest on University Endowment	85816.00
3386348.00	By Other Arrear Salary Grant (Schedule-2)	14166413.00
	<b><u>OTHER RECEIPTS</u></b>	
610.00	By Interest on S.B. account (No.1809)Non-salary A/c	818.00
3141304.71	By Excess of Expenditure over Income	3751278.04

120677687.71



136920642.04

As per my report of even date

(B.R.CHANDRASEKARAN)  
CHARTERED ACCOUNTANT

SOURASHTRA COLLEGE :: MADURAI - 625 004.

CORRESPONDENT BOOK - SCHEDULE OF ASSETS

STATEMENT OF DEPRECIATION AS ON 31.03.2022

SCHEDULE NO. 1

S.No.	Particulars of Assets	W.D.V.as on 31.03.2021	Additions During the Year	Total Value as on 31.03.2022	Rate of Depre- ciation	Total Depre- ciation for the Year	W.D.V.as on 31.03.2022
1	<b>Laboratory Equipments</b>	5454085.93	0.00	5454085.93	15%	818112.89	4635973.04
	From 01.04.2021 to 30.09.2021	0.00	0.00	0.00	15%	0.00	0.00
	From 01.10.2021 to 31.03.2022	0.00	0.00	0.00	7.5%	0.00	0.00
		5454085.93	0.00	5454085.93		818112.89	4635973.04
2	<b>Library Books</b>	678826.01	0.00	678826.01	15%	101823.90	577002.11
	From 01.04.2021 to 30.09.2021	0.00	0.00	0.00	15%	0.00	0.00
	From 01.10.2021 to 31.03.2022	0.00	0.00	0.00	7.5%	0.00	0.00
		678826.01	0.00	678826.01		101823.90	577002.11
3	<b>Games Equipment</b>	6200019.29	0.00	6200019.29	15%	930002.89	5270016.40
	From 01.04.2021 to 30.09.2021	0.00	0.00	0.00	15%	0.00	0.00
	From 01.10.2021 to 31.03.2022	0.00	0.00	0.00	7.5%	0.00	0.00
		6200019.29	0.00	6200019.29		930002.89	5270016.40
4	<b>Furniture</b>	493557.81	0.00	493557.81	15%	74033.67	419524.14
	From 01.04.2021 to 30.09.2021	0.00	0.00	0.00	15%	0.00	0.00
	From 01.10.2021 to 31.03.2022	0.00	0.00	0.00	7.5%	0.00	0.00
		493557.81	0.00	493557.81		74033.67	419524.14
4	<b>Building</b>	17472056.10	0.00	17472056.10	10%	1747205.61	15724850.49
	From 01.04.2021 to 30.09.2021	0.00	0.00	0.00	10%	0.00	0.00
	From 01.10.2021 to 31.03.2022	0.00	0.00	0.00	5%	0.00	0.00
	(Fitness Centre with Science Backup)	17472056.10	0.00	17472056.10		1747205.61	15724850.49
5	Typewriter & Office Appliances	475.16	0.00	475.16	15%	71.27	403.89
6	Xerox Machine	450.46	0.00	450.46	15%	67.57	382.89
7	Waterpipe Accessories	284.96	0.00	284.96	15%	42.74	242.22
8	Library furniture	214.26	0.00	214.26	15%	32.14	182.12
9	Audio visual Edn.Equipments	515.45	0.00	515.45	15%	77.32	438.13
10	Electrical fittings	64.17	0.00	64.17	15%	9.63	54.54
11	Cycle	2.72	0.00	2.72	15%	0.41	2.31
	<b>Total</b>	<b>2007.18</b>	<b>0.00</b>	<b>2007.18</b>		<b>301.08</b>	<b>1706.10</b>
	<b>Grand Total Rs.</b>	<b>30300552.32</b>	<b>0.00</b>	<b>30300552.32</b>		<b>3671480.04</b>	<b>26629072.28</b>

**SOURASHTRA COLLEGE COUNCIL, SELF FINANCE COURSES  
INCOME AND EXPENDITURE ACCOUNT FOR THE YEAR ENDED 31.03.2022**

Year ended 31.03.2021 Rs. P.	Expenditure	Year ended 31.03.2022 Rs. P.
53677.00	To Advertisement	183917.00 ✓
0.00	To Aiffiliation Fee	10000.00 ✓
23500.00	To Annual Maintenance Charges	25500.00 ✓
0.00	To Bonus, Deepavali Gifts	27600.00 ✓
0.00	To Calender Expenses	0.00
15385.00	To Campus Amenity Expenses	25369.00 ✓
0.00	To Campus Interview Expenses	12449.00 ✓
0.00	To Court & Legal Expenses	12500.00 ✓
798464.95	To Depreciation	702058.79
541.65	To Depreciation - Hostel Fixed Assets : MEN	460.40
12999.73	To Depreciation - Hostel Fixed Assets : WOMEN	11049.77
306153.00	To Employee state Insurance Contribution	355301.00 ✓
16626.00	To Fuel for Generator	55735.00 ✓
0.00	To Games Expenditure	119703.00 ✓
20300.00	To Guest Lecture	0.00
808322.00	To Honororium staff	604264.00 ✓
239644.00	To Hostel Expenses : Women	588800.00 ✓
10755.00	To Identity Card	20240.00 ✓
0.00	To Insurance to Vehicles	6919.00 ✓
69677.00	To Internet Charges	57041.00 ✓
158664.00	To Lab Consumable	29232.00 ✓
246954.00	To Lighting Charges	294241.00 ✓
109205.00	To Maintenance Expenses	85761.00 ✓
4600.00	To MBA Department Expenses	37723.60 ✓
1027085.75	To Miscellaneous Expenses	477851.89 ✓
1172990.00	To PF Contribution	1184971.00 ✓
440.00	To Postage and Telegram	2084.00 ✓
14250.00	To Printing Charges	11140.00 ✓
0.00	To Private College Management Association	5000.00 ✓
0.00	To Property Tax Remittance	116358.00 ✓
17590.00	To Repairs & Upkeep	4873.00 ✓
10322092.00	To Salary Teaching & Non Teaching Staff	11352519.00 ✓
1260321.00	To Security charges	1230192.00 ✓
0.00	To Seminar Expenses	164522.00 ✓
3199.00	To Stationary Expenses	24264.00 ✓
52680.00	To Student Group Insurance Scheme	47820.00 ✓
0.00	To Uniform Expenses	2420.00 ✓
29535.00	To Telephone Charges	1261.00 ✓

16795651.08

17891140.45

Place: Madurai  
Date :29.08.2022

  
**P.K. MOTHILAL**  
PRESIDENT

  
**D.R.KUMARESH**  
SECRETARY

**SOURASHTRA COLLEGE COUNCIL, SELF FINANCE COURSES  
INCOME AND EXPENDITURE ACCOUNT FOR THE YEAR ENDED 31.03.2022**

Year ended 31.03.2021 Rs. P.	Income	Year ended 31.03.2022 Rs. P.
339950.00	By Hostel Fees : Women	549900.00 ✓
	By Interest on SB Account - SF A/c.	127374.00
	By Interest on SB Account - Hostel A/c. MEN	4946.00
72483.00	By Interest on SB Account - Hostel A/c. WOMEN	147117.00 ✓
213359.00	By Interest on University Endowment	240215.00 ✓
11698025.00	By Laboratory & Other Fees	11721850.00 ✓
525716.00	By Miscellaneous Receipts	382763.00 ✓
81700.00	By Sale of Application	102561.00 ✓
3551210.00	By Tuition Fees	3622280.00 ✓
313208.08	By Excess of Expenditure over Income	1124454.45

16795651.08

  
R.R. BASKAR  
TREASURER



As per my report of even date

17891140.45

  
(B.R. CHANDRASEKARAN)  
CHARTERED ACCOUNTANT

**SOURASHTRA COLLEGE COUNCIL :: MADURAI**  
**SELF FINANCING COURSES**  
**SCHEDULE OF FIXED ASSETS AND DEPRECIATION**  
**AS on 31.03.2022**

SL. No.	Particulars of Assets	W.D.V.as on 31.03.2021 Rs. Ps.	Additions During the Year	Total Cost as on 31.03.2022	Rate of Depreciation	Depreciation for the year 31.03.2022	W.D.V.as on 31.03.2022 Rs. Ps.
1	<b>Library Books:</b>	714410.83	0.00	714410.83	15%	107161.62	607249.21
	01.04.2021 to 30.09.2021		5900.00	5900.00	15%	885.00	5015.00
	01.10.2021 to 31.03.2022		7460.00	7460.00	7.5%	559.50	6900.50
		<b>714410.83</b>	<b>13360.00</b>	<b>727770.83</b>		<b>108606.12</b>	<b>619164.71</b>
2	<b>Furniture:</b>	524705.93	0.00	524705.93	15%	78705.89	446000.04
	01.04.2021 to 30.09.2021		24780.00	24780.00	15%	3717.00	21063.00
	01.10.2021 to 31.03.2022		0.00	0.00	7.5%	0.00	0.00
		<b>524705.93</b>	<b>24780.00</b>	<b>549485.93</b>		<b>82422.89</b>	<b>467063.04</b>
3	<b>Laboratory Equipment:</b>	834108.92	0.00	834108.92	15%	125116.34	708992.58
	01.04.2021 to 30.09.2021		0.00	0.00	15%	0.00	0.00
	01.10.2021 to 31.03.2022		2400.00	2400.00	7.5%	180.00	2220.00
		<b>834108.92</b>	<b>2400.00</b>	<b>836508.92</b>		<b>125296.34</b>	<b>711212.58</b>
4	<b>Office Equipment:</b>	141009.75	0.00	141009.75	15%	21151.46	119858.29
	01.04.2021 to 30.09.2021		0.00	0.00	15%	0.00	0.00
	01.10.2021 to 31.03.2022		0.00	0.00	7.5%	0.00	0.00
		<b>141009.75</b>	<b>0.00</b>	<b>141009.75</b>		<b>21151.46</b>	<b>119858.29</b>
5	<b>Electrical Fittings:</b>	259004.19	0.00	259004.19	15%	38850.63	220153.56
	01.04.2021 to 30.09.2021		2700.00	2700.00	15%	405.00	2295.00
	01.10.2021 to 31.03.2022		61026.00	61026.00	7.5%	4576.95	56449.05
		<b>259004.19</b>	<b>63726.00</b>	<b>322730.19</b>		<b>43832.58</b>	<b>278897.61</b>
6	<b>Computer Lab Equipment:</b>	1655604.11	0.00	1655604.11	15%	248340.62	1407263.49
	01.04.2021 to 30.09.2021		0.00	0.00	15%	0.00	0.00
	01.10.2021 to 31.03.2022		0.00	0.00	7.5%	0.00	0.00
		<b>1655604.11</b>	<b>0.00</b>	<b>1655604.11</b>		<b>248340.62</b>	<b>1407263.49</b>
7	<b>Water Pipe &amp; Accessories:</b>	122399.86	0.00	122399.86	15%	18359.98	104039.88
	01.04.2021 to 30.09.2021		0.00	0.00	15%	0.00	0.00
	01.10.2021 to 31.03.2022		0.00	0.00	7.5%	0.00	0.00
		<b>122399.86</b>	<b>0.00</b>	<b>122399.86</b>		<b>18359.98</b>	<b>104039.88</b>
8	<b>Xerox Machine:</b>	47633.86	0.00	47633.86	15%	7145.08	40488.78
	01.04.2021 to 30.09.2021		0.00	0.00	15%	0.00	0.00
	01.10.2021 to 31.03.2022		0.00	0.00	7.5%	0.00	0.00
		<b>47633.86</b>	<b>0.00</b>	<b>47633.86</b>		<b>7145.08</b>	<b>40488.78</b>
9	<b>Machinery:</b>	3907.26	0.00	3907.26	15%	586.09	3321.17
	01.04.2021 to 30.09.2021		0.00	0.00	15%	0.00	0.00
	01.10.2021 to 31.03.2022		0.00	0.00	7.5%	0.00	0.00
		<b>3907.26</b>	<b>0.00</b>	<b>3907.26</b>		<b>586.09</b>	<b>3321.17</b>
10	<b>CCTV Camara:</b>	308784.17		308784.17	15%	46317.63	262466.54
	01.04.2021 to 30.09.2021		0.00	0.00	15%	0.00	0.00
	01.10.2021 to 31.03.2022		0.00	0.00	7.5%	0.00	0.00
		<b>308784.17</b>	<b>0.00</b>	<b>308784.17</b>		<b>46317.63</b>	<b>262466.54</b>
	<b>Grand Total</b>	<b>4611568.88</b>	<b>104266.00</b>	<b>4715834.88</b>		<b>702058.79</b>	<b>4013776.09</b>
11	<b>Hostel Fixed Assets:(MEN)</b>	3069.33		3069.33	15%	460.40	2608.93
	01.04.2021 to 30.09.2021		0.00	0.00	15%	0.00	0.00
	01.10.2021 to 31.03.2022		0.00	0.00	7.5%	0.00	0.00
		<b>3069.33</b>	<b>0.00</b>	<b>3069.33</b>		<b>460.40</b>	<b>2608.93</b>
12	<b>Hostel Fixed Assets:WOMEN</b>	73665.13		73665.13	15%	11049.77	62615.36
	01.04.2021 to 30.09.2021		0.00	0.00	15%	0.00	0.00
	01.10.2021 to 31.03.2022		0.00	0.00	7.5%	0.00	0.00
		<b>73665.13</b>	<b>0.00</b>	<b>73665.13</b>		<b>11049.77</b>	<b>62615.36</b>



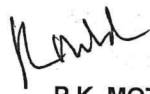
**SOURASHTRA COLLEGE COUNCIL, AUTONOMOUS EXAMINATION A/c  
INCOME AND EXPENDITURE ACCOUNT FOR THE YEAR ENDED 31.03.2022**

Year ended 31.03.2021 Rs. P.	Expenditure	Year ended 31.03.2022 Rs. P.
22068.00	To Meeting Expenses	40091.00
39914.00	To Printing & Stationary	154769.00
923687.00	To Summative & Supplementary Exam Expenses	1008923.00
24000.00	To Annual Maintenance Contract	24000.00
3808.84	To Bank Charges	366.00
0.00	To Conveyance Expenses	400.00
38077.99	To Depreciation	32366.30
12571.00	To ESI	11417.00
8679.00	To Maintenance Expenses	20368.00
1384.00	To Miscellaneous Expenses	30117.00
38172.00	To PF Contribution	27859.00
0.00	To Pongal Gift	600.00
538675.00	To Salary	586726.00
43530.00	To Staff Refreshment	91887.00
13570.00	To Telephone Charges	28320.00
0.00	To Academic Audit Remuneration	32782.00
2105157.91	To Excess of Income Over Expenditure	2005066.21

3813294.74

4096057.51

Place: Madurai  
Date : 29.08.2022


  
P.K. MOTHILAL  
PRESIDENT

  
D.R.KUMARESH  
SECRETARY


**SOURASHTRA COLLEGE COUNCIL, AUTONOMOUS EXAMINATION A/c  
INCOME AND EXPENDITURE ACCOUNT FOR THE YEAR ENDED 31.03.2022**

Year ended 31.03.2021 Rs. P.	Income	Year ended 31.03.2022 Rs. P.
2232228.41	By Fees from the Aided Students	2123043.50
1260106.33	By Fees from the SF Students	1687992.01
226139.00	By Bank Interest	285022.00
94821.00	By Miscellaneous Receipt	0.00

3813294.74

  
R.R. BASKAR  
TREASURER



4096057.51  
As per my report of even date  
  
(B.R.CHANDRASEKARAN)  
CHARTERED ACCOUNTANT

**SOURASHTRA COLLEGE COUNCIL :: MADURAI**  
**AUTONOMOUS EXAMINATION FEE A/c.**  
**SCHEDULE OF FIXED ASSETS AND DEPRECIATION**  
**AS on 31.03.2022**

SL. No.	Particulars of Assets	W.D.V.as on 31.03.2021 Rs. Ps.	Additions During the Year	Total Cost as on 31.03.2022	Rate of Depreciation	Depreciation for the year 31.03.2022	W.D.V.as on 31.03.2022 Rs. Ps.
1	<b>A/c. Machine</b>	52323.45		52323.45	15%	7848.52	44474.93
	01.04.2021 to 30.09.2021	0	0.00	0.00	15%	0.00	0.00
	01.10.2021 to 31.03.2022	0	0.00	0.00	7.5%	0.00	0.00
		<b>52323.45</b>	<b>0.00</b>	<b>52323.45</b>		<b>7848.52</b>	<b>44474.93</b>
2	<b>Computer</b>	134493.37		134493.37	15%	20174.01	114319.36
	01.04.2021 to 30.09.2021		0.00	0.00	15%	0.00	0.00
	01.10.2021 to 31.03.2022		0.00	0.00	7.5%	0.00	0.00
		<b>134493.37</b>	<b>0.00</b>	<b>134493.37</b>		<b>20174.01</b>	<b>114319.36</b>
3	<b>Furniture</b>	28958.45		28958.45	15%	4343.77	24614.68
	01.04.2021 to 30.09.2021		0.00	0.00	15%	0.00	0.00
	01.10.2021 to 31.03.2022		0.00	0.00	7.5%	0.00	0.00
		<b>28958.45</b>	<b>0.00</b>	<b>28958.45</b>		<b>4343.77</b>	<b>24614.68</b>
	<b>Grand Total</b>	<b>215775.27</b>		<b>215775.27</b>		<b>32366.30</b>	<b>183408.97</b>

**Special Fees (Principal) A/c.**

Sourashtra College,  
Vilachery Main Road,  
Pasumalai, Madurai-625 004

**Income & Expenditure Statement**

1-Apr-2021 to 31-Mar-2022

<b>Particulars</b>	<b>1-Apr-2021 to 31-Mar-2022</b>	<b>Particulars</b>	<b>1-Apr-2021 to 31-Mar-2022</b>
<b>Direct Expenses</b>	<b>3,53,356.12</b>	<b>Direct Incomes</b>	<b>2,49,581.00</b>
Laboratory Expenses	75,574.00	Fees From Studens	<u>2,49,581.00</u>
Association Expenses	2,258.00		
Bank Charges	120.12	Excess of Expenditure over Income	<b>1,03,775.12</b>
Electricity Charges	1,05,311.00		
Library Expenses	87,112.00		
Magazine Expenses	14,350.00		
Stationary Expenses	<u>68,631.00</u>		
<b>Total</b>	<b>3,53,356.12</b>	<b>Total</b>	<b>3,53,356.12</b>